

## Louver lighting fixtures

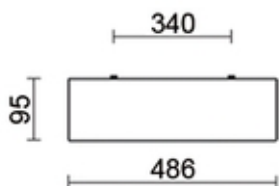
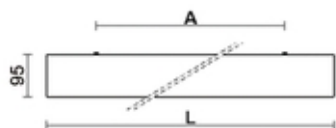
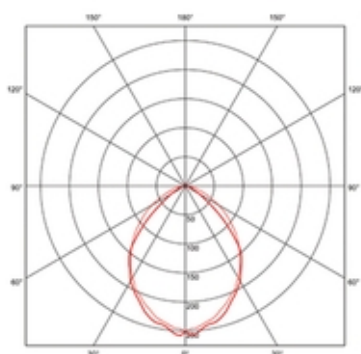


### TORINO SPORT T5



Serie of surface mounted lighting fixtures. The grid protects the light sources against impacts. The application of the luminary in sport facilities such as gymnasiums, sports halls, etc. Materials: body made of steel sheet with a thickness of 0.8 mm, frame made of sheet with a thickness of 1 mm with welded mesh (wire 3 mm, mesh clearance 37 mm), powder painted, SLA louver made of polished aluminum.

#### Variants



| W     |         |       |                          |                  |
|-------|---------|-------|--------------------------|------------------|
| 3x28W | T5 /G5/ | 11,50 | <input type="checkbox"/> | <b>PX1641322</b> |
| 3x54W | T5 /G5/ | 11,50 | <input type="checkbox"/> | <b>PX1641337</b> |
| 3x35W | T5 /G5/ | 12,50 | <input type="checkbox"/> | <b>PX1641352</b> |
| 3x49W | T5 /G5/ | 12,50 | <input type="checkbox"/> | <b>PX1641367</b> |
| 3x80W | T5 /G5/ | 12,50 | <input type="checkbox"/> | <b>PX1641382</b> |

|               | L [mm] | A [mm] |
|---------------|--------|--------|
| 28W, 54W      | 1226   | 940    |
| 35W, 49W, 80W | 1525   | 1044   |