

Rasterleuchten

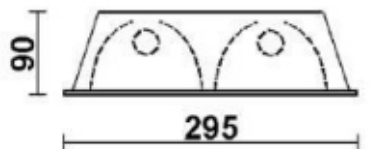
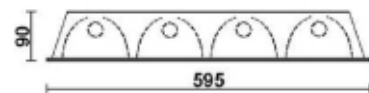
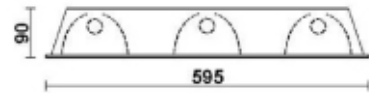
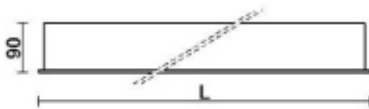
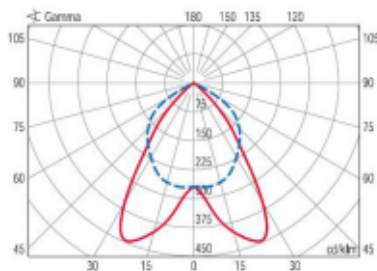


ROMA

PAR



Voraussetzungen



W					
2x18W	T8 /G13/	3,12	<input type="checkbox"/>		PX1131101
2x36W	T8 /G13/	5,77	<input type="checkbox"/>		PX1131108
3x18W	T8 /G13/	5,45	<input type="checkbox"/>		PX1131115
4x18W	T8 /G13/	5,65	<input type="checkbox"/>		PX1131122
4x36W	T8 /G13/	9,40	<input type="checkbox"/>		PX1131129
2x18W	T8 /G13/	3,12	<input type="checkbox"/>	EVG	PX1131136
2x36W	T8 /G13/	5,77	<input type="checkbox"/>	EVG	PX1131143
3x18W	T8 /G13/	5,45	<input type="checkbox"/>	EVG	PX1131150
4x18W	T8 /G13/	5,65	<input type="checkbox"/>	EVG	PX1131157
4x36W	T8 /G13/	9,40	<input type="checkbox"/>	EVG	PX1131164

	L [mm]
18W	595
36W	1195