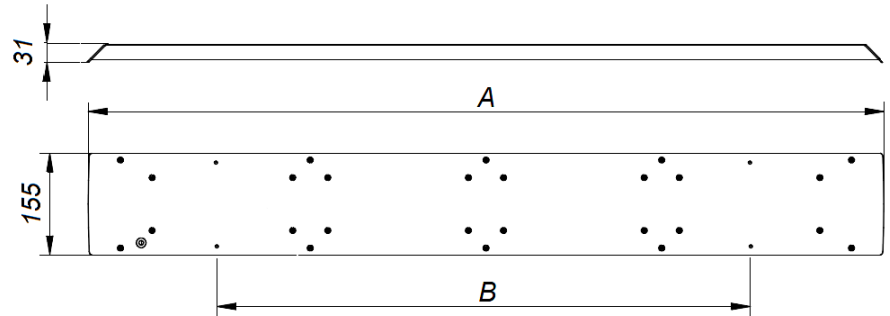


Installation Instructions
Milena LED



230V/50HZ LED

1. Dimensions

Power [W]	A	B	Weight (kg)
35	1240	860	3,5
45	1740	1360	4,5
27, 51 PAR	1240	860	3,5




Fig.1

2. Installation:

- a)** carefully take the luminaire out of the package and put it on a stable surface (e.g. floor, table),
- b)** fixing the luminaire to a ceiling / electrical connection:
 - pull the cable through the hole in the suspension base (Fig.1),
 - use the 2 screws and rawplugs, which should be placed diagonally, to screw the suspension base to the ceiling,
 - use the terminal block to join the installation cable and the feeding cable,
 - use the "B" distance to screw the mechanical suspension to the ceiling (Fig.2),
- c)** Suspension height adjustment:
 - loosen the regulator's outer nut, slide the regulator up or down the line till the desired suspension height is obtained.
 - To raise the luminaire slide the line down; to lower the device, loosen the regulator's nut and push it in, this will release the line.


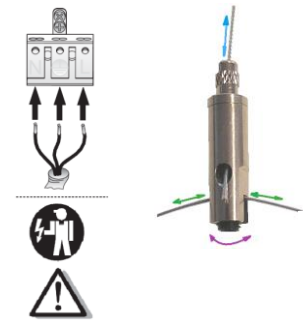


Fig.2



3. Important warnings:

Luminaires may be installed by qualified registered personnel only.
 Any manipulation inside the luminaire when the power is activated causes the risk of electric shock.
 The manufacturer is not responsible for any flaws resulting from non-compliance with these instructions.
 The manufacturer reserves the right to change the construction of the product.
 Do not install the luminaire in places without sufficient air circulation.
 To guarantee safe luminaire functioning, please follow the instructions in the installation instructions.



The European Directive 2002/96/EC on waste electrical and electronic equipment, requires that electric and electronic devices must not be disposed of in the normal household waste. The crossed out wheeled bin is reproduced in order to remind obligations towards separate collection. For correct disposal, please use authorized waste disposal facilities or return to the distributor at the date a new lighting fitting is purchased. Lamps, if disposed together with the lighting fitting, shall not be broken up since they contain substances which are highly polluting to the environment. Unauthorized disposal of the foregoing waste material is punishable by law. For the Directive details please visit: <http://europa.eu/legal-content/en/ALL/?uri=CELEX:32002L0096>

