

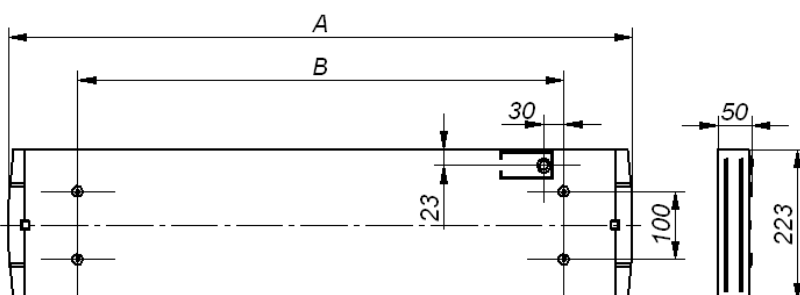
Installation Instructions
Monza LED



220-230V 50/60HZ LED

1. Dimensions

Power	A	B*	Weight
28W	830	414/580	3,2kg
36W	1080	900/830	4,1kg
44W	1330	900/1080	5 kg
28W+MS	900	414/730	3,6kg
36W+MS	1150	900/970	4,5kg
44W+MS	1400	900/1150	5,4kg
15W, 27W PAR	640	414/484	2,8kg
28W, 51W PAR	1180	900/830	5,3kg
15W, 27W PAR +MS	710	414/484	3,4kg
28W, 51W PAR +MS	1250	900/830	5,7kg



*Ceiling-mounted or suspended version

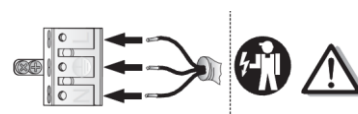
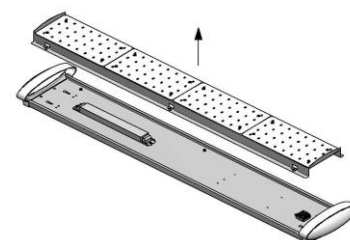
2. Installation

- Diffuser version:

- a) Put on gloves and carefully remove the diffuser frame from the luminaire body;
- b) Unscrew the nuts securing the light-source base and separate it; disconnect the power connector for the light source;


- Louver version:

- a') put on gloves and carefully remove the louver module from the luminaire;
- b') disconnect the connector powering the light source;
- c) Pull the supply cable through the opening/hole in the luminaire's mounting base;
- d) Secure the luminaire to the ceiling/mounting surface with screws;
- e) Connect the supply wires as indicated on the terminal block; attach the safety suspension wire and the earth/grounding wire (PE);
- f) Reattach the louver module (LOUVER version only);
- g) Secure the light-source base with screws and install the diffuser frame;



3. Important warnings:

- Luminaires may be installed by qualified registered personnel only.
- Any manipulation inside the luminaire when the power is activated causes the risk of electric shock.
- The manufacturer is not responsible for any flaws resulting from non-compliance with these instructions.
- The manufacturer reserves the right to change the construction of the product.
- Do not install the luminaire in places without sufficient air circulation.
- To guarantee safe luminaire functioning, please follow the instructions in the installation instructions.



The European Directive 2002/96/EC on waste electrical and electronic equipment, requires that electric and electronic devices must not be disposed of in the normal household waste. The crossed out wheeled bin is reproduced in order to remind obligations towards separate collection. For correct disposal, please use authorized waste disposal facilities or return to the distributor at the date a new lighting fitting is purchased. Lamps, if disposed together with the lighting fitting, shall not be broken up since they contain substances which are highly polluting to the environment. Unauthorized disposal of the foregoing waste material is punishable by law. For the Directive details please visit: <http://eur-lex.europa.eu/legal-content/en/ALL/?uri=CELEX:32002L0096>