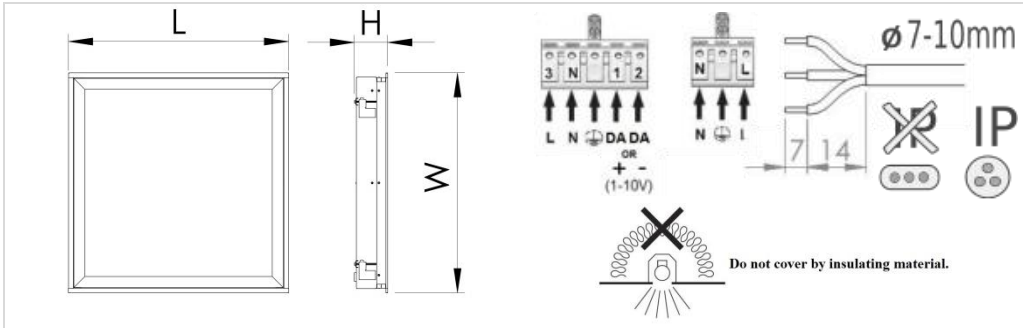




### ROMA CLEAN IP65 LED



220-240V / 50-60Hz

LxW [mm]	H [mm]	Louver - shutter	Power [W]	Installation hole [mm]	Weight [kg]
596x596	90	MPRM/OPAL	43 / 43 TW	575x575	6,4
596x596	90		100	575x575	6,8
596x596	90	SH OPAL	43	575x575	8,7
596x596	90	SH PAR	51	575x575	11,7
596x596	90	PAR	40	575x575	9
596x596	90	PAR	51 / 37 TW	575x575	9,4
600x600 Clip-in	90	MPRM/OPAL	43	-	6,6
600x600 Clip-in	90		100	-	7
600x600 Clip-in	90	SH OPAL	43	-	8,9
600x600 Clip-in	90	SH PAR	51	-	11,9
600x600 Clip-in	90	PAR	51	-	9,6
1196x296	90	MPRM/OPAL	43	1175x275	7,5
1196x296	90	SH OPAL	43	1175x275	9,6
1200x300 Clip-in	90	MPRM/OPAL	43	-	7,7
1200x300 Clip-in	90	SH OPAL	43	-	9,8
1196x596	90	MPRM/OPAL	84	1175x575	11,5
1196x596	90	SH OPAL	84	1175x575	16,5
1200x600 Clip-in	90	MPRM/OPAL	84	-	11,7
1200x600 Clip-in	90	SH OPAL	84	-	16,7

Light source in the fitting cannot be switched or replaced by anyone but manufacturer, his service representative or similarly qualified personnel.

Classification of insulation maintained between LV power supply and control cables - basic insulation. Provide basic insulation between the LV power supply and control cables

**Important warnings:**

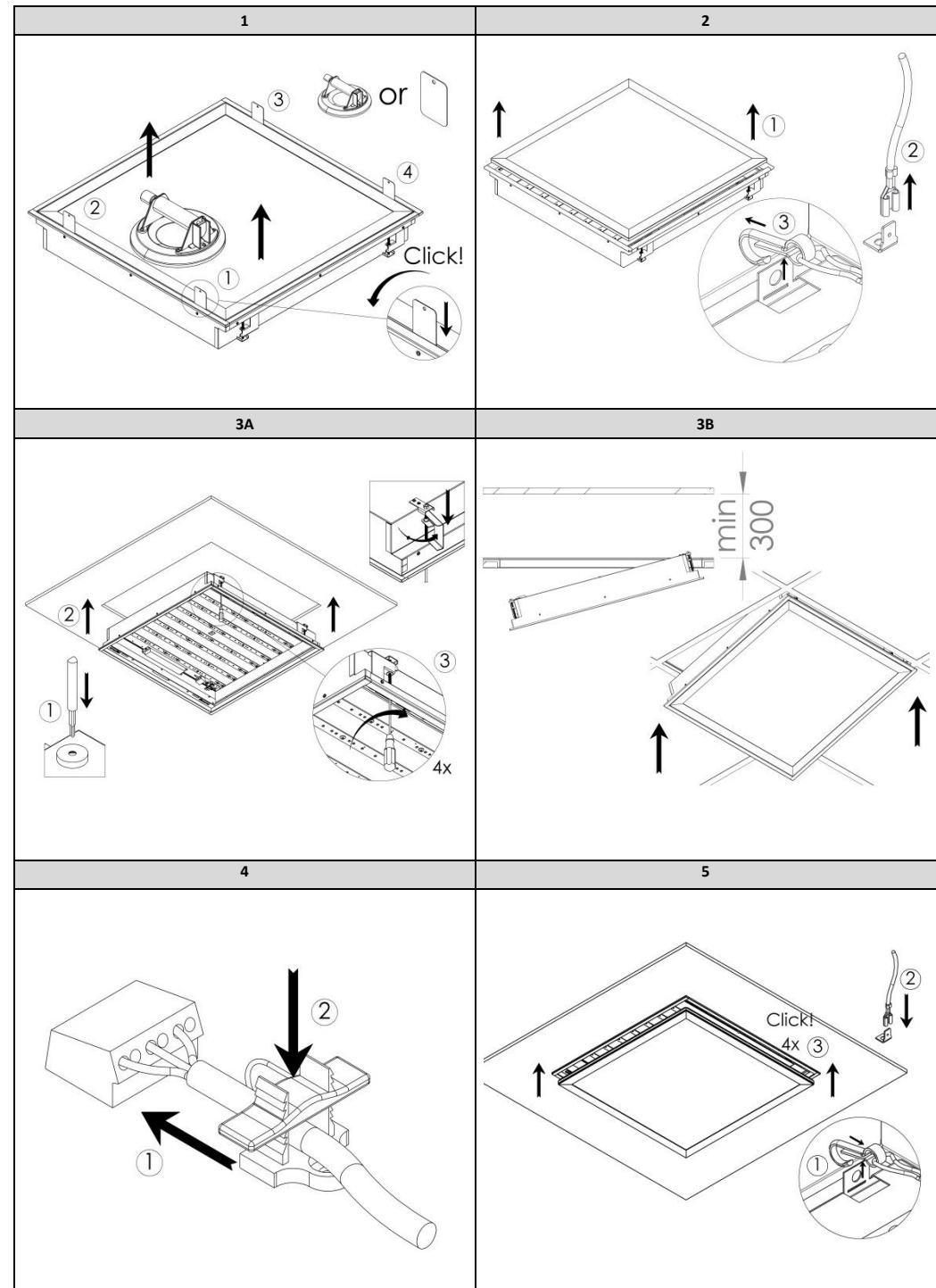
The luminaires may be installed by qualified registered personnel only.  
 Any manipulation inside the luminaire when the power is activated causes the risk of electric shock.  
 The manufacturer is not responsible for any flaws resulting from non-compliance with these instructions.  
 The manufacturer reserves the right to change the construction of the product.  
 Do not install the luminaire in places without sufficient air circulation.  
 To guarantee safe luminaire functioning, please follow the instructions in the installation instructions.  
 PXF Lighting website: www.pxf.pl



**Caution, risk of electric shock!**

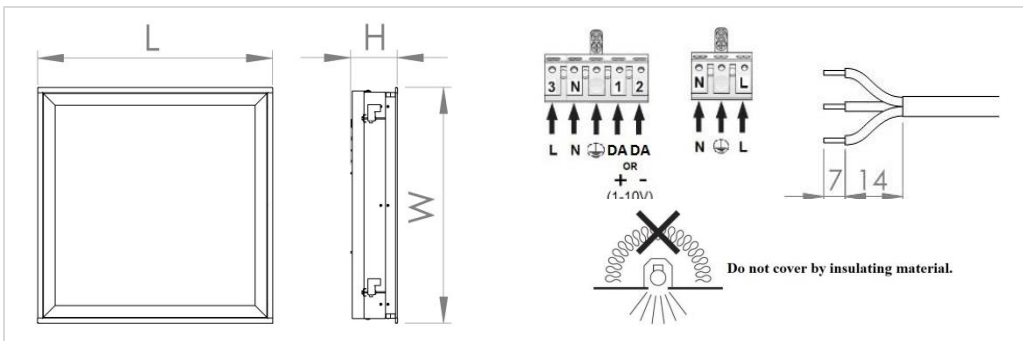


The European Directive 2002/96/EC on waste electrical and electronic equipment, requires that electric and electronic devices must be disposed of in the normal household waste. The crossed out wheeled bin is reproduced in order to remind obligations towards separate collection. For correct disposal, please use authorized waste disposal facilities or return to the distributor at the date a new lighting fitting is purchased. Lamps, if disposed together with the lighting fitting, shall not be broken up since they contain substances which are highly polluting to the environment. Unauthorized disposal of the foregoing waste material is punishable by law.





### ROMA CLEAN IP65 LED EM,TH



220-240V / 50-60Hz

LxW [mm]	H [mm]	Louver - shutter	Power [W]	Installation hole [mm]	Weight [kg]
596x596	118	MPRM/OPAL	43 / 43 TW	575x575	6,8
596x596	118		100	575x575	7,2
596x596	118	SH OPAL	43	575x575	9,1
596x596	90	SH PAR	51	575x575	11,7
596x596	90	PAR	40	575x575	9
596x596	90	PAR	51 / 37 TW	575x575	9,4
600x600 Clip-in	118	MPRM/OPAL	43	-	7,0
600x600 Clip-in	118		100	-	7,4
600x600 Clip-in	118	SH OPAL	43	-	9,3
600x600 Clip-in	90	SH PAR	51	-	11,9
600x600 Clip-in	90	PAR	51	-	9,6
1196x296	118	MPRM/OPAL	43	1175x275	7,9
1196x296	118	SH OPAL	43	1175x275	10
1200x300 Clip-in	118	MPRM/OPAL	43	-	8,1
1200x300 Clip-in	118	SH OPAL	43	-	10,2
1196x596	118	MPRM/OPAL	84	1175x575	11,9
1196x596	118	SH OPAL	84	1175x575	16,9
1200x600 Clip-in	118	MPRM/OPAL	84	-	12,2
1200x600 Clip-in	118	SH OPAL	84	-	17,1

Light source in the fitting cannot be switched or replaced by anyone but manufacturer, his service representative or similarly qualified personnel.

Classification of insulation maintained between LV power supply and control cables - basic insulation. Provide basic insulation between the LV power supply and control cables.

**Important warnings:**

The luminaires may be installed by qualified registered personnel only.  
 Any manipulation inside the luminaire when the power is activated causes the risk of electric shock.  
 The manufacturer is not responsible for any flaws resulting from non-compliance with these instructions.  
 The manufacturer reserves the right to change the construction of the product.  
 Do not install the luminaire in places without sufficient air circulation.  
 To guarantee safe luminaire functioning, please follow the instructions in the installation instructions.  
 PXF Lighting website: www.pxf.pl



**Caution, risk of electric shock!**

The European Directive 2002/96/EC on waste electrical and electronic equipment, requires that electric and electronic devices must be disposed of in the normal household waste. The crossed out wheeled bin is reproduced in order to remind obligations towards separate collection. For correct disposal, please use authorized waste disposal facilities or return to the distributor at the date a new lighting fitting is purchased. Lamps, if disposed together with the lighting fitting, shall not be broken up since they contain substances which are highly polluting to the environment. Unauthorized disposal of the foregoing waste material is punishable by law.

